

Electric & Hybrid Electric Vehicles

Volume 2



Auto Parts Centres



@apcautoparts



APCAutoPartsCentres

AutoPartsCentres.com



Charge Stations & Accessories 3

Diagnosis Tools4

Vehicle Safety Solutions 5

AC Machines10

Battery Lifts10

Personal protective Equipment 12

Training Courses13

EV Parts Categories 14

Images in book may not represent actual product

Charge Stations & accessories



Schumacher

16 Amp Electric Vehicle Charger
versatile, reliable, and designed with the user in mind. Level 2 charging provides 240 volts at 16 amps with a NEMA 6-20P outlet, charging an electric car up to three times faster than at lower levels. Level 1 charging is also possible with the SC1455, supplying 120 volts at 16 amps with the included adapter.

SHM-SC1455



Bosch EV810 Series Waterproof Adjustable EV Charging Station

Field-adjustable output lets you switch between 12-32 amps, Plug-in installation optional making installation simple and affordable, Flexible cable and connector cord remains pliable in sub-zero temperatures

SOSEL-50600-D

BOSCH

EVOCHARGE



EVoReel EV Charger - Single Port Pedestal J1772 AC Level 2 (208-240 VAC) - Standard J1772 connector type for use with all Electric Vehicles (EVs) sold in North America
30A continuous rated (7.2 kW)
Adjustable maximum current output: 30A, 24A, 16A to support multiple circuit ratings (40A, 30A, 20A)

EVO30-401-002

AUTEL



AUTEL

MaxiCharger AC Wallbox Home with Side Holster

- Compatible with all EV and Hybrid Plug-in Vehicles
- 25ft long Universal (J1772) Charging Cable and Hardwire installation
- Contemporary Design, Dark Gray
- Adjustable charging up to 50 Amps
- Wallbox with separate holster and cable management
- For residential use only
- Autel Charge app enables remote start, stop, monitoring and scheduling
- Specially designed for Indoor or Outdoor use
- Wi-Fi / Bluetooth / Ethernet
- Three-year limited warranty
- Energy Star certification pending May 2022



AULMC40API45
NEMA 14-50 Plug

AULMC40AP6S
NEMA 6-50 Plug

AULMC50AHS
Hardwire Installation

MaxiCharger AC Wallbox EV Charger With In-Body Holster The MaxiCharger AC Plug-In Wallbox EV Charger (MC40AP6I) is a 240V-40 AMP Level 2 Smart Charger compatible with all EV and Hybrid Plug-in vehicles. It features a sleek contemporary design in dark gray with in-body holster and is installable indoors or outdoors.

AULMCC50AHI
- Hardwired installation
- Adjustable charging up to 50 Amps
- For commercial use only

AULMC40AP6I
- NEMA 6-50 Plug
- Adjustable charging up to 40 Amps
- For residential use only

AULMC50AHI
- Hardwired installation
- Adjustable charging up to 50 Amps
- For residential use only

AULMC40API4I
- Hardwired installation
- Adjustable charging up to 40 Amps
- For residential use only

Charge Stations & accessories

AUTEL



Commercial Bosch Automotive EV Charging Station (32 Amp with 18' Cord) The weatherproof Bosch Power Xpress uses a fully-sealed enclosure to provide reliable charging in any condition. A convenient plug-in option and wall mounting plate allows for the Power Xpress to be easily moved, Level 2 240V

BSD-EL-50600-D



Residential Bosch Automotive 25 ft Cable EV Charging Station industry maximum 25-foot cord and Level 2, 32-Amp (7.6kW) output.

The charging station is simple and easy to mount. If you already have a 50-amp 240V receptacle installed, then all you need to do is plug-in the charging station, mount it directly on the wall on 2 simple wall screws, and start charging your vehicle

BSD-EL-52503

Diagnostics tools



EV DIAGNOSTICS UPGRADE KIT

The EV Diagnostics Upgrade Kit includes EVDiag Box and adapters for specific electric vehicles to perform battery pack analysis. The EVDiag Box is compatible with the MaxiSys Ultra, MaxiSys Ultra ADAS, MaxiSys MS919, and MaxiSys MS909 tablets. EVDiag Box connects to MaxiFlash VCI or VCMI.

AUL-EVDIAGKIT



Original Autel TESKIT Autel Tesla Diagnostic Adapter Cables for Tesla S and X Models Work with MaxiSys Ultra/ MS909/ MS919 Tablet

TESKIT



Diagnostic Tablet with MaxiFlash VCI/J2534 9.7-inch touchscreen Android-based advanced diagnostic tablet powered by an Octa-core processor (2.2GHz Quad + 1.8GHz Quad), 128GB memory and features an advanced VCI supporting latest DoIP, D-PDU and Mega CAN vehicle communication protocols

AUL-MS909EV

OBDII Bi-Directional Diagnostic Scanner with MaxiFlash VCMI, 9.7-inch touchscreen Android-based advanced diagnostic tablet powered by an Octa-core processor (2.2GHz Quad + 1.8GHz Quad), 128GB memory

AUL-MS919EV



MaxiSYS Ultra OBD2/CAN Bi-Directional Dual Wi-Fi Diagnostic Scanner And VCMI. 12.9-inch touchscreen tablet with Android 7.0 OS powered by an Octa-core processor (2.3GHz Quad + 1.7GHz Quad), substantial 256GB built-in memory, all powering the new split-screen multi-application navigation to provide diagnostic guidance and test components to confirm repairs

AUL-MSULTRAEV



DetexTM Low Voltage Detector

- Operating voltage: 12-690V AC / 12-750V DC
- (7) Thresholds
- Frequency: 50-60 Hz
- Continuity: 200 Ω
- Polarity
- Unipolar phase identification
- Phase indication
- Completely modular and adjustable to eclipse sockets

CTU-MS-917-L



Fluke 1507 Insulation Resistance tester

- Rugged, compact advanced insulation resistance tester for electrical contractors and industrial and commercial electricians
- Automatically calculates Polarization Index and Dielectric Absorption Ratio
- Makes repetitive tests simple and easy with a Compare (Pass/Fail) function
- Voltage AC/DC: 0.1V to 600V
- Continuity: 200 mA
- Resistance: 0.01 Ω to 20.00 k Ω
- Insulation test range: 0.01 M Ω to 10 G Ω
- Insulation test voltages: 50V, 100V, 250V, 500V, 1000V

FLU-5066006



Fluke 1587 FC - Insulation Tester & True RMS Multimeter

- Fluke Connect[®]-enabled
- PI/DAR timed ratio tests
- Insulation test range: 0.01 M Ω to 2 G Ω
- Insulation test voltages: 50V, 100V, 250V, 500V, 1000V
- Voltage AC/DC: 1000V
- Capacitance, diode test, temperature, Min/Max, and frequency
- Continuity: 200 mA
- Resistance: 50 M Ω

FLU-4691215



CAT-IV Rugged 600V Digital Multimeter

Measures AC/DC Voltage. Current Resistance. Frequency. Duty Cycle. True RMS. Temperature & Capacitance

PWP-PPDMM



Hybrid Digital Multimeter

CAT III safety rated. auto ranging digital multimeter designed for automotive diagnostics and electrical troubleshooting

BSD-F00E9001013CM

Vehicle Safety



7 PIECE INSULATED ELECTRICAL SCREWDRIVER SET

Sizes included: 3" x #0, 4" x #1 and 4" x #2 Phillips and 3" x 1/8", 4" x 5/32", 5" x 7/32" and 6" x 1/4" Slotted.

TIT17237



WISE-GRIP 7 IN. HIGH LEVERAGE COMBINATION PLIERS

VGP10505873NA

Vehicle Safety Solutions

Insulated Ratcheting Torque Wrench 1/4"



- Fully Visible Reading Scale For Easy Reading No Hassel Adjustment
- Locking Endcap Torque Adjuster For Easy Adjustment
- Accuracy +/- 10% Accuracy
- Dual Scale Reading Ft./ lbs. - Nm
- Insulated to EN/IEC 60900:2004, ASTM F1505, CSA Standards

WIH30114

Insulated Ratcheting Torque Wrench 3/8"



- Fully Visible Reading Scale For Easy Reading & No Hassel Adjustment
- Locking Endcap Torque Adjuster For Easy Adjustment
- Accuracy +/- 10% Accuracy
- Dual Scale Reading Ft./lbs. - Nm
- Separate Socket Release Button
- Insulated to EN/IEC 60900:2004, ASTM F1505, CSA Standards

WIH30138

Insulated 3/8" Drive Extension Bar"



- Insulated 1000 Volt Rated 10,000 Volt Tested
- Meets ASTM F1505, EN/IEC 60900, NFPA-70E
- Professional Series Long Life Insulated
- Double Insulated Red Over Yellow
- Additional Durable Soft Black Grips

WIH12856



10 Piece Insulated Metric Socket Set 1/4" Drive

1/4" Square Drive Socket Set on rail Includes Insulated Sockets 5, 6, 7, 8, 9, 10, 11, 12, 13, 14mm

WIH31393



TORQUE WRENCH WITH DRIVING SQUARE, REVERSIBLE 15 1/4 IN

5-50 Nm, reversable for tightening of lefthand threads

KNP983350



10PC-1,000V INSULATED SOCKET SET 3/8IN DR METRIC

Includes 10 insulated tools for working on electrical installations 3/8" drive Metric in a shock resistant plastic case. The case has a foam recess for tools for easy storage and identification

KNP989911S4



18-PIECE 1/4" DRIVE 6 POINT INSULATED SOCKET WRENCH SET

Contains 13 sockets, 4 extension bars, 1 round type quick locking ratchet handle

KT121020



Insulated Hybrid Tool Set - 5 Piece

3/8" drive insulated ratchet, 3/8" drive, 6" extension, 3/16" slotted insulated screwdriver (2) Phillips insulated, screwdrivers, Protective nylon carry pouch

EZRH240



Insulated 3/8" Drive Reversing Ratchet

Insulated tool meets current ASTM and IEC standards

KNP9831



8" Insulated Long Nose Pliers - High Leverage

1,000 volt rated, Wire cutter, Over molded handles for comfort, Vise Grip life time warranty

VGP10505869NA



5 Piece Insulated SoftFinish® Cushion Grip Screwdriver Tray Set

WIH32081



Insulated 1/4" Drive Ratchet

1/4" Drive. 5.5"/140mm OAL. Chrome-vanadium steel. Reversible. 1000Volt Rated.

WIH12851

Vehicle Safety Solutions



Protective Equipment Kit for Live Conductors and Connectors operating voltage: 1000V - 1500V DC
CTU-KIT-RC-TST1




Delineation Kit for Application in the Field of Electric & Hybrid Vehicles and Machines includes 6 boundary posts, 1 plastic chain with links, 2 plastic signs
CTU-KIT-VEH



Safety Adhesive Signaling/Delineation Tape self adhesive PVC, 2" x 328ft.
CTU-AT-5005



20" Rubber Mat-20" x 20"-1000V Insulated
KNP986705



Insulating Mat - Class O insulating mat for live line work and dead work, 3.3ft. x 3.3ft., thickness 2.2mm, operating voltage: 1000V AC - 1500V DC
CTU-MP-11/11



Locking Cover for Steering Wheel up to 24.4"
CTU-ALPV-XL-D



80-Pc Insulated Tool Set in Rolling Tool Case
WIH-32800

Each item can be purchased separately



66-Pc Insulated Tool Set
WIH-32876

Each item can be purchased separately



13-Pc 1/4" Drive Insulated Metric Socket Set

- Sockets: 5mm - 14mm
- Extensions: 2", 4"
- 1/4" Drive reversible ratchet
- Certified to 1000 Volt AC or 1500 Volt DC

WIH-31391

Each item can be purchased separately



16-Pc 3/8" Drive Insulated Ratcheting Torque Wrench and Socket Sets sets include Ratcheting torque wrench; 4-37 ft-lb (5-50 Nm), Extension bars: 5" & 10" Certified to 1000 Volt AC

Part No.	Sockets	Range
WIH-30190	SAE	1/4" - 7/8"
WIH-30192	Metric	8mm - 20mm



10-Pc 3/8" Drive Insulated Metric Socket Set

- Sockets: 8mm - 19mm
- Extension: 5"
- 3/8" Drive reversible ratchet
- Certified to 1000 Volt AC or 1500 Volt DC

WIH-31590

Each item can be purchased separately

Each item can be purchased separately



16-Pc 3/8" Drive Insulated Inch/Metric Socket Set

- Inch sockets: 5/16" – 3/4"
- Metric sockets: 8mm – 19mm
- Certified to 1000 Volt AC or 1500 Volt DC

WIH-31491

Each item can be purchased separately



Insulated T-Handle Hex Screwdriver Sets

Certified to 1000 Volt AC

Part No.	Set	Range
WIH-33478	5-Piece	Metric: 4mm, 5mm, 6mm, 8mm, 10mm
WIH-33490	6-Piece	Inch: 5/32", 3/16", 7/32", 1/4", 5/16", 3/8"

Each item can be purchased separately



Insulated Extensions

Certified to 1000 Volt AC or 1500 Volt DC



11-Pc Insulated TorqueVario-S Driver and SlimLine Blade Set

- TorqueVario-S driver: 10-50 in-lb
- SlimLine insulated blades: Slotted: 4mm, 6.5mm; Phillips: #1, #2; Square: #1, #2; Xeno: Terminal #1, #2
- Certified to 1000 Volt AC

WIH-28789

Each item can be purchased separately



13-Pc Insulated Open End Wrench Tray Set

8mm, 10mm, 11mm, 12mm, 13mm, 14mm, 15mm, 16mm, 17mm, 18mm, 19mm, 22mm, 24mm

- Certified to 1000 Volt AC

WIH-20196

Each item can be purchased separately



9-Pc Insulated Pliers/Cutters Tray Set

- 9" Lineman's with crimper
- 8" Lineman's • 6.3" & 8" Long nose
- 6.3" & 8" Diagonal cutters • 6.3" Stripping pliers • 7" Crimp pliers
- 8" Cable cutter
- Certified to 1000 Volt AC

WIH-32999

Each item can be purchased separately



1000 Volt-Rated Insulated Wire Stripper/Cutter, 8"

- Strips and cuts: 8-16 AWG solid, 10-18 AWG stranded
- Screw shearing: #6-32 and #8-32

KLE-11054EINS



Insulated Tweezers

Certified to 1000 Volt AC

Part No.	Range
WIH-75220	8" Insulated Tweezers, Serrated, Straight Blunt Tip
WIH-75302	6" Insulated Tweezers, Serrated, Angled Fine Tip
WIH-75304	8" Insulated Tweezers, Serrated, Angled Blunt Tip



eSHOK-GUARDTM - 1000V Socket Isolator

Withstands impact applications


Part No.	Drive
CRE-CAEAD316	1/4"
CRE-CAEAD324	3/8"
CRE-CAEAD332	1/2"



eSHOK-GUARDTM - 3" Long 1000V Isolated Bit Holder

- Insulates all your standard bits up to 1000V
- 1/4" hex shank is compatible with impact drivers and drills
- Magnetic tip keeps fasteners in place

CRE-CAEBH2C



Astro Pneumatic Auto Fastener & Molding Removal Tool Set - 11 Piece

Set includes 11 distinctive tools for easy removal of fastener, molding, wheel hubs, etc. For use on internal and external vehicle molding and trim fasteners. Plastic construction of tools prevents scratching and damage to vehicle paint, leather, chrome, etc

AST4524



Milwaukee 3PC 1000V Insulated Screwdriver Set

- Dual layer insulation offers visual wear indication for tool replacement
- Flame retardant and impact resistant handle and shank
- Lanyard holes prevent tool drops and protect insulation from damage
- UL® classified - only Milwaukee® offers UL classified insulated screwdrivers
- Visible ID markings allows for quick tool identification on jobsite

MLW-48-22-2202



Milwaukee 4pc Insulated Screwdriver Set W/ Roll Pouch

Slotted 1/4" and 3/8"

Phillips #1 and #2

MLW-48-22-2204



4 PC 1000V Insulated Screwdriver Set with Square Recess

- 1/4" Slotted - 6" 1000V Insulated Screwdriver (48-22-2221)
- 3/8" Slotted - 8" 1000V Insulated Screwdriver (48-22-2223)
- #1 Square - 3" 1000V Insulated Screwdriver (48-22-2251)
- #2 Square - 4" 1000V Insulated Screwdriver (48-22-2252)
- Extra Capacity Tool Pouch

MLW-48-22-2205



10 PC 1000V Insulated Screwdriver Set w/ EVA Foam Case

Milwaukee® 1000V Insulated Screwdrivers are the only UL® Classified screwdrivers tested to IEC 60900:2012, ASTM F1505-10 & NFPA 70E standards and meet the OSHA insulated tool requirement.

MLW-48-22-2210



#2 PHILLIPS - 4 IN 1000V INSULATED

- Dual Layer Insulation offers visual wear indication for tool replacement
- Flame retardant & impact resistant handle and shank
- Tested and certified to insulated tool standards: IEC 60900:2012; ASTM F1505-10; NFPA 70E

MLW48-22-2212



5/16 IN. SLOTTED - 7 IN. INSULATED

UL® Classified - Tested and certified to insulated tool standards: IEC 60900:2012 ; ASTM F1505-10; NFPA 70E

MLW48-22-2222



Fully Automatic R-134A Refrigerant Recovery, Recycling, and Recharging Machine for Hybrid & Non-Hybrid Vehicles

- Connection: Wi-Fi capable (optional kit)
- Display: 5" x 9" graphical display
- 1.5 CFM vacuum pump

ROB-34788NI-H



Mastercool Commander4000 Recover/Recycle/Recharge Machine (R1234yf And Hybrid)

8 INCH FULLY RESPONSIVE TOUCH SCREEN

WI-FI CAPABILITY allows for real time, interactive communication and Troubleshooting while a multi-colored LED status bar Offers visual communication of machine progress

REFRIGERANT DATABASE has refrigerant capacities for US, European, Japanese and Korean makes and models with integrated thermal printer allowing for full Detail printouts of service

HOSE FLUSHING eliminates the chance of excess (non-insulating) oils being injected into the A/C system on service of hybrid vehicles

REFRIGERANT IDENTIFIER

MTC-COMMANDER4000

Mobile Electro-Hydraulic Scissor Lift with Support Frame for Electric Vehicle Battery



- Enables free access to all sides of the vehicle so that the operator can easily reach the fixing points of the car battery through the windows
- Oscillates on four heavy duty springs to better adapt to the undercarriage of the vehicle
- 220V – 1PH – 60 Hz • CSA/UL certified
- Weight: 750 lbs

Battery Lifts

Part No.	Lift Capacity	Low / High Height	Dimensions
ALG-M10	2,200 lbs (1.1-Ton)	43.5" / 75"	55" L x 30" W
ALG-M16	3,300 lbs (1.65-Ton)	44.5" / 76"	55" L x 30" W



BT3000 LIFT TABLE

Used to facilitate and safely perform the installation and removal of EV batteries, electric car battery packs, transmissions, gearboxes, clutches, engines and various components of the car chassis.

BT3000

BT3000	↕	SPEC
Lifting Capacity		3,000 lbs.
Rise Height		79.5"
Collapsed Height		39.5"
Platform Adjust Height [S]		2.25" - 3.125"
Platform Length		55.125"
Platform Width		29.5"
Platform Height		-
Base Height		7"
Overall length		66"
Motor		24v DC, Charging: 110v

Vehicle Safety

Battery Lifts



Electric Vehicle Battery Lift Table

Lift Capacity: 3,300 lbs.
Rise Height: 76.77"
Collapsed Height: 29.53"
Platform Height Adjustment: 1.77"
Platform Angle Adjustment: 6°

BT3300



2500 Lb. Power Train Lift Table

Low Lift Height 31"
High Lift Height 78"
Length 50"
Width 33"
Height 35"
Table Size 19" x 36"

NRC-72850A



2,500 lb. Powertrain Lift Table

Mechanical safety latches at 30%, 50% and 80% of max height, 8" diameter swivel casters, Lifts from 33" to over 77"

INT3182



Power Train Lift - 1,650 lb. Capacity

Provides ideal capacity and scissors style lift platform for a wide range of automotive and heavy duty applications

OTC5285



Power Train Lift With Tilting Plate compact design and swivel casters, supports up to 1,250 lbs.

OTC1585A



Power Train Lift With Tilting Plate

- 1,760-lb capacity
- 36" x 42" tabletop
- 21.5" minimum height
- 70" max height

OTC5295

Tesla Lifting Pads



Part #	Description
SC-8701-01	Jack / Lifting Pad Tesla Model 3
SC-8701-01K	Jack / Lifting Pad Kit (4) Tesla Model 3
SC-8701-02	Jack / Lifting Pad Tesla Model X or S
SC-8701-02K	Jack / Lifting Pad Kit (4) Tesla Model X or S

All two post rotary 10k lifts are approved for EV service
All Challenger 2 post lifts are approved for EV service
All Forward 2 post lifts are approved for EV service



Personal Protective Equipment



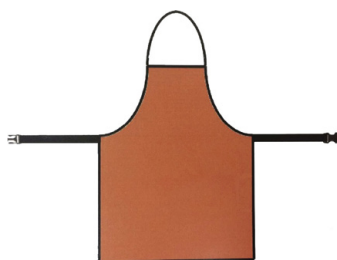
Rescue Wall Kit for Automotive Maintenance and Body Repair Shops

CTU-CZ-EV-RESC



Head and Hand Protection Kit for Towing Services for Electric and Hybrid Vehicles and Machines

CTU-KIT-VEH-DEP



Orange Elastomer Insulating Apron – Class 0

- Operating Voltage: 1000V AC – 1500V DC
- Adjustable belt strap with plastic lock
- Acid and oil resistant

CTU-MV-99-INS



Arc-Flash Protective Face Shield with Headband for Electrician

CTU-MO-286

CAT'ARC Multi-Risk Switching Jacket to Protect Against an Electric Arc

- Adjustable hood
- To be worn with a visor or a helmet
- Back length of 47" (121 cm)



Part No.	Size
CTU-AFG-2300-S	S
CTU-AFG-2300-L	L
CTU-AFG-2300-2XL	2XL
CTU-AFG-2300-4XL	4XL



Safety Cone, 18" Height, Orange

UVXRWS-50011



312 Series Face Shield ArcFlash

Premium Arc Flash Rated Face Shields provide protection from low level arc flash hazards

SRWS31200

ACDelco ONLINE TRAINING & MOST POPULAR TRAINING TOPIC – ELECTRIC VEHICLES HIGHLIGHT

ACDelco offers 51 courses for Alternative Propulsion on www.acdelcotraining.com, full access is limited to program members.

Introduction to Hybrid and Electric Vehicles

This course introduces the concept, design, and a brief history of hybrid and electric vehicle technology within General Motors. It also covers electrical energy storage, transfer, and general concepts that are commonly used in electric vehicles. In addition, this course discusses the characteristics of hybrid controls.

Upon completion of this course, participants will be able to:

- Recall the background of the development of hybrid and electric vehicles
- Recall the characteristics of electrical energy
- Identify electrical energy storage, delivery, and transfer systems
- Identify the characteristics of hybrid control

SAP0201WB

Electrical/Electronics Stage 2

This WBT course focuses on the fundamentals of electricity and vehicle diagnosis and repair. The topics covered in this course include sources of automotive electricity, circuit protectors, circuit control devices, and circuit loads.

Upon completing this course, participants will be able to:

- Identify sources of automotive electricity
- Identify the characteristics and functions of circuit protectors
- Identify the characteristics of circuit control devices
- Identify the characteristics of circuit loads

SEL0601WB

In-Person My Shop Training Courses

Course No.	Course Name	Format	Descriptions
R1630.25IS	Electric Vehicle Multiple Charging Systems Characteristics and Diagnosis	1 Hr SEM	This 1 hour course will cover high voltage safety and electric vehicle (EV) charging systems, including on-board and off-board charging diagnosis. Participants will also review specific bulletins that have implications across multiple manufacturers.
R1840.06IS	Aftermarket Service Programming	1 Hr SEM	This 1 hour course covers the fundamentals of aftermarket module programming, including when service programming is required, tools needed for programming, and procedures for programming.
SBK0401IS	Electronic Parking Brake Systems	1 Hr SEM	This MyShop will cover the basic components and operation of the electronic parking brake system. Included are an overview of diagnosis procedures, service mode, calibration, and manual release.

EV Parts Categories

Offered




APC Auto Parts Centres offers a wide range of parts for Electric & Hybrid Electric Vehicles

From a wide range of suppliers including the top brands in the automotive world, APC is able to provide parts and tools for the next generation of vehicles.

Friction



Rotors



Wheel Bearings



Control Arms



Air Components Suspension



TPMS



HVAC / Actuator Motors



Sensors



Power Management



Alternative Energy



ADAS



Actuators & Motors



Cooling

Advanced A/C Components



Switches



Electric & Hybrid Compressors



EV Parts Categories

Offered



Communication



**Battery Cooling
Fan Motors**



EV Fluids

CV Axles



Lift Strut Supports



12 Volt Batteries

Light Bulbs





Wiper Blades



Categories

Check out other APC Catalogues

Over 10 Specialty Catalogues Available



Find an APC Store Near You

www.AutoPartsCentres.com/locations

Electric Vehicles Guide

AutoPartsCentres APCAUTOPARTS APCAUTOPARTSCENTRES

www.AutoPartsCentres.com



Last Updated: January 2023

*Product images may not be exact to actual product